

# B53 Repair Guide

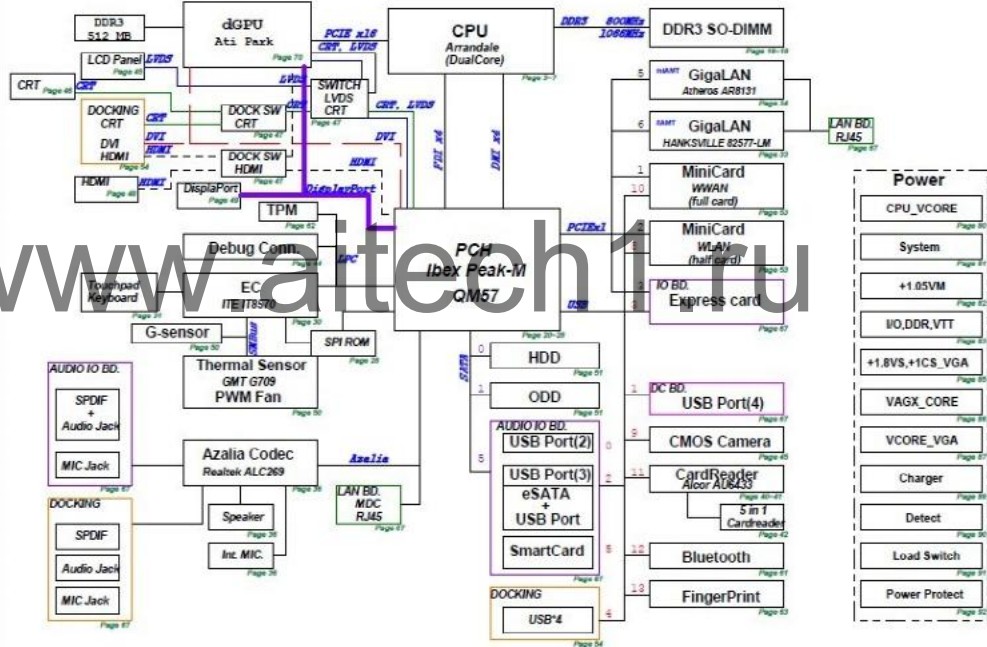
2010/07/10  
Eric\_zhuang  
CSC-GRMA

## SYSTEM PAGE REF.

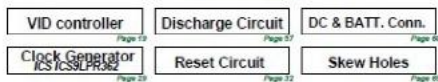
## B53 Schematics for Calpella Platform Rev. 0.1

### BLOCK DIAGRAM

PAGE	Content
1	Block Diagram
2	System Setting
3	CPU (1)_DMI,PEG,FDI,CLK,MISC
4	CPU (2)_DORS
5	CPU (3)_CFG,ASVD,GND
6	CPU (4)_FWR
7	CPU (5)_XDP
16	DDR3 SO-DIMM_0
17	DDR3 SO-DIMM_1
18	DDR3 CA_Q0 VOLTAGE
19	VID controller
20	PCB_IBEX (1)_BATA,INDR,ETC,LPC
21	PCB_IBEX (2)_PCIE,CLK,SMB,PEG
22	PCB_IBEX (3)_FDI,DMI,STS FWR
23	PCB_IBEX (4)_DP,LVDS,CRT
24	PCB_IBEX (5)_PCI,MURAM,USB
25	PCB_IBEX (6)_CPU,GPIO,MISC
26	PCB_IBEX (7)_POWER,GND
27	PCB_IBEX (8)_POWER,GND
28	PCB_SPI ROM,OTR
29	CLK_IC95LP362
30	EC_IT8612 (1/2)
31	EC_IT8612 (2/2)HE,TP
32	Reset Circuit
33	RAMMT
34	LAN_RJ45
35	CODEC-ALC662
36	AUD_Amp & Jack
37	AUD_FMC010
38	CB_R0C088
39	CB_R5C088
40	CB_Audio CardReader
41	CB_NewCard
42	BUG_Debug
43	CRT_LCD Panel
44	CRT_D-Sub
45	Display Port
46	TV_ROM1
47	PCB_Fan & Sensor
48	XDD_R0C0 & ODD
49	USB_USB Port *2
50	MINICARD (WLAN)
51	LED_Indicator
52	DSG_Discharge
53	DC_DC & BAT Conn.
54	BT_Bluetooth
64	TUN_TV Tuner
65	ME_Conn & Skew Hole
66	ESASATA
67	PCB_XDP, ONFI



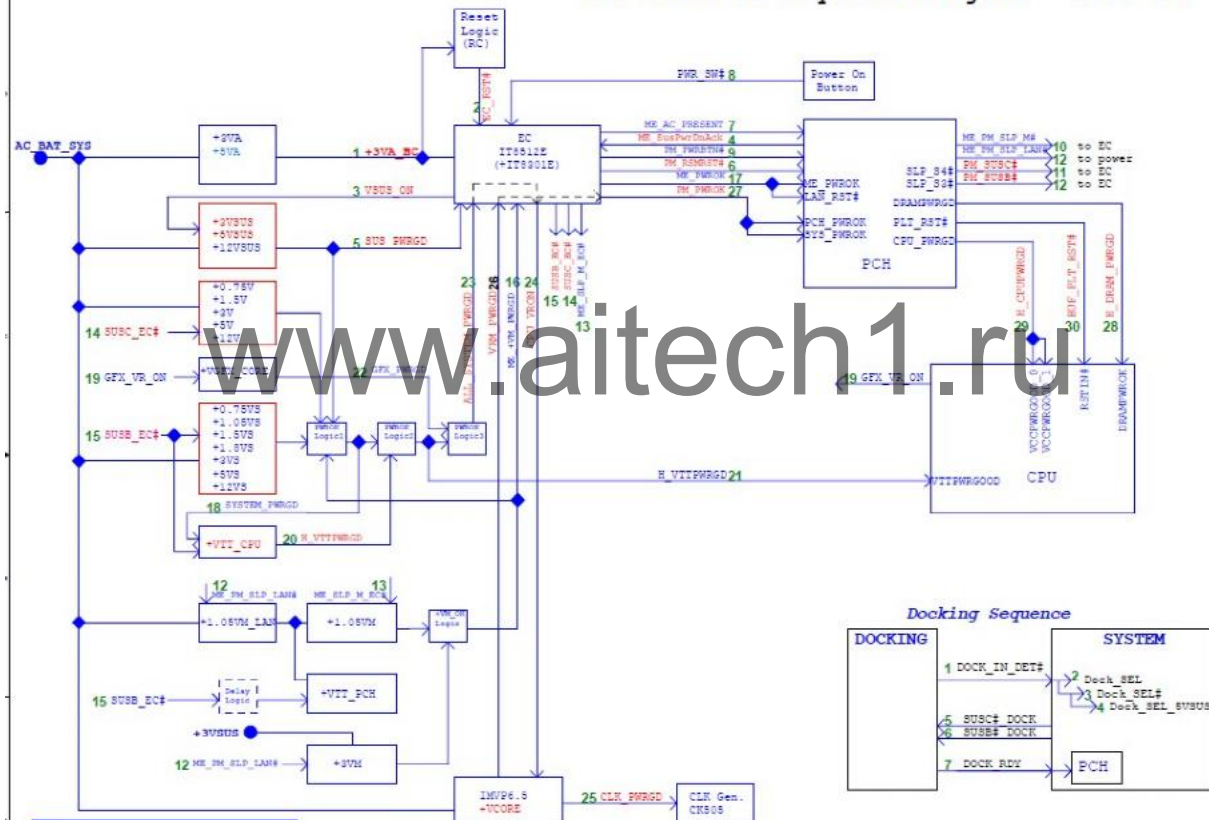
70	VGA_XDP
71	VGA_LVDS Switch
80	FW_VCORE (MAX17044)
81	FW_SYSTEM (MAX17020)
82	FW_I/O_VTT_CFG+1.1VM
83	FW_I/O_DDR_VTT+1.1VS
84	FW_I/O_VVM & ME_VVM_PWDG
85	FW_VGFX_CORE (MAX17028)
86	FW_CHARGER (MAX17015)



# B53 Repair Guide

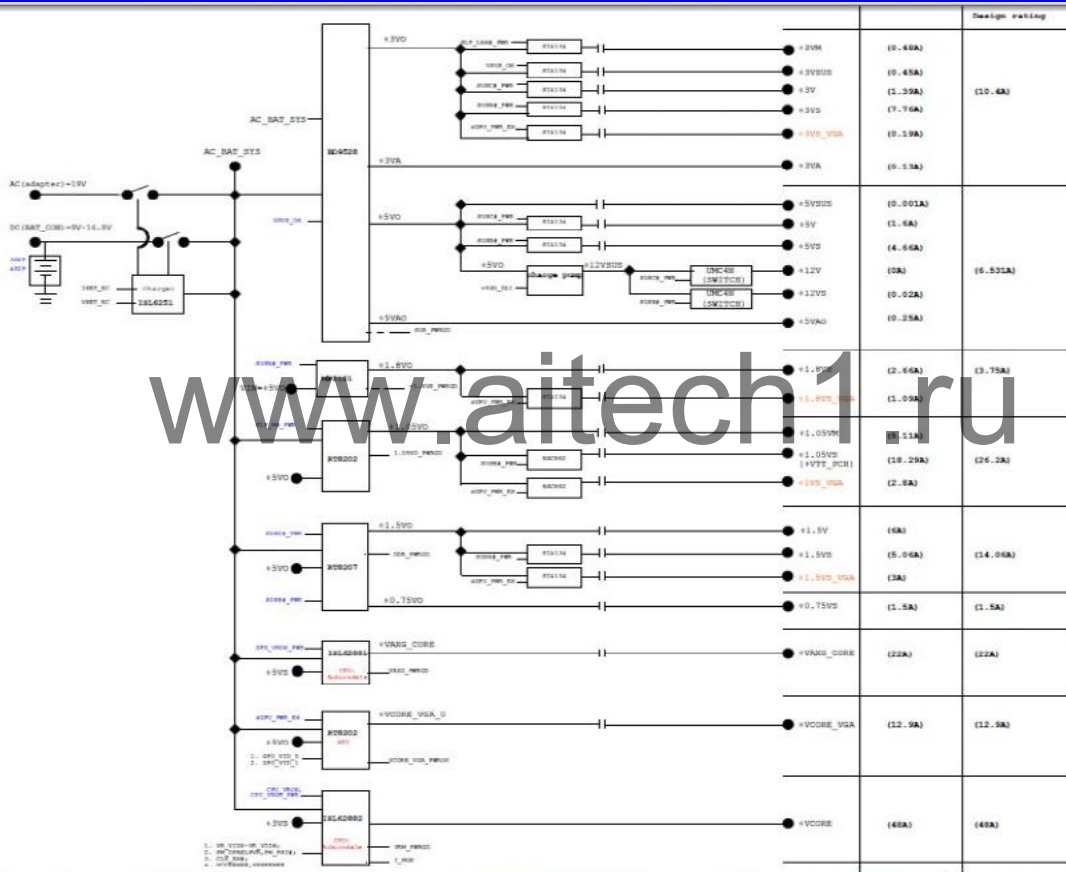
2010/07/10  
Eric\_zhuang  
CSC-GRMA

B53 Power On Sequence Diagram Rev. 0.1



# B53 Repair Guide

2010/07/10  
Eric\_zhuang  
CSC-GRMA



# B53 Repair Guide(Top)

2010/07/10  
Eric\_zhuang  
CSC-GRMA



# B53 Repair Guide(Bottom)

2010/07/10  
Eric\_zhuang  
CSC-GRMA

